

# Kempower Station Charger C800



## The Kempower Station Charger is the all-in-one DC charging solution with dynamic power management.

The Station Charger is a powerful all-in-one solution for electric vehicle fast charging sites. Utilizing Kempower's user-friendly cable system, the Station Charger can have one or two DC charging outputs. By utilizing individual 25 kW power channels in the installed power modules, the Station Charger's unique dynamic power management harnesses the full potential of on-demand power routing. This enables significant cost savings in the installed charging hardware and grid connection while optimizing the charging experience.

A double cabinet Station Charger can have up to eight 50 kW power modules, providing a maximum charging power of up to 400 kW.


With dynamic power management, the available charging power of all power modules is automatically distributed to all connected charging outputs according to the requests of the electric vehicles.

Power range

Up to **400 kW**

Number of charging outputs

**1-2**



- 1 Lifting lugs
- 2 WiFi/cellular/GPS antenna
- 3 Air outlet
- 4 Air inlet
- 5 Charging cable support system
- 6 Power module (1-4 pcs/cabinet)
- 7 Charging status indication LEDs
- 8 7" touch screen display
- 9 RFID reader (ISO 14443A)
- 10 Vehicle connectors
- 11 Power distribution module
- 12 Control module
- 13 Main switch
- 14 AC supply cable entry



**Advanced cable support system for premium user experience**



**Scalability with add-on power modules**



**Reduced installation cost with all-in-one charging solution**



**Possibility to add up to 2 external Kempower Satellites**



**Lockable door for safety and easy access**



**Advanced charging control and customization with Kempower ChargeEye**

## Product code interpretation

**C801•P160•UU•7•C•P•D2•L•C0** Kempower Station Charger C800 single cabinet • 200 kW charging power • 2 x CCS1 vehicle connector • charging cable length 7 m/23 ft. • nominal charging cable current 200 A • Payter P68 payment terminal • up to 2 dynamic outputs • ETL certification • unbranded

Item	Code	Description
Product type	C801	Kempower Station Charger C800 single cabinet
	C802	Kempower Station Charger C800 double cabinet
Charging power*	P160	200 kW (4 modules)
	P320	400 kW (8 modules)
	N	When in front of the vehicle connector type, indicates that there is only one connector
Vehicle connector type	D	CHAdEMO
	U	CCS1
	UU	2 x CCS1
	UD	CCS1 & CHAdEMO
Charging cable length	5	5 m/16.4 ft.
	7	7 m/23 ft.
Nominal charging cable current	B	125 A (CHAdEMO)
	C	200 A (CCS1)
	E	300 A/350 A** (CCS1)
User interface and payment	S	Standard user interface
	P	Payter P68 payment terminal with contactless, chip reader, and magnetic stripe (no PIN pad)
Power distribution modules	D2	Up to 2 dynamic outputs
Certification	L	ETL approved
Branding options	C0	Unbranded: roof and base in black color, no stickers
	Cn	Branded: number (n) indicates branding, e.g. C8

\* Standard operation. See Power performance table for details.

\*\* With 300 A charging cables:  
350 A (rated) in +25 °C/77 °F. Requires at least 2 output terminals and a specific hardware configuration.

## General electrical specifications

Input voltage	380...480 VAC +6%/-10%
Input frequency	50...60 Hz
Output voltage	200...920 VDC
Power factor at full load	0.92
Efficiency at full load	94%
Idle power	20 VA
Standby power	C801: 50 W C802: 180 W
Overvoltage category	III
Icc	35 kA
Network type	TN-S, TN-C, TN-C-S, TT

## Environmental specifications

Operating temperature	-30...+50 °C/-22...122 °F
Current derating	Charging current decreases 1.5% for every 1 °C/1.8 °F rise in temperature above +40 °C/104 °F
Maximum altitude without derating	2000 m/6562 ft.
Altitude derating	Charging current decreases 1.4% for every 100 m/328 ft. rise above 2000 m/6562 ft.
Operational noise level	Wall side: < 57 dB at 1 m/3.3 ft. distance Door side: < 62 dB at 1 m/3.3 ft. distance
Storage temperature	-40...+60 °C/-40...140 °F
Ambient air humidity	< 95% relative humidity
Enclosure rating	Suitable for outdoor use

## Connections and protocols

WiFi	802.11 b/g/n (2.4/5 GHz)
Cellular/GPS	LTE-FDD, LTE-TDD, WCDMA, GSM
Ethernet	RJ45, IEEE 802.3/802.3u
OCPP	1.6j/2.0.1
Connectivity	Kempower ChargEye solution

## Electrical protections

Over/undervoltage
Surge protection
Short circuit
Overload protection
Earth leakage current monitoring
Device overtemperature

## Power performance

Product type	Number of power modules	Number of independent AC supply cables*	Standard operation			Continuous operation		
			Charging power at 667 VDC	Input current per supply cable at 400 V**	Input current per supply cable at 480 V	Charging power at 667 VDC	Input current per supply cable at 400 V**	Input current per supply cable at 480 V
C801	1	1	50 kW	91 A	76 A	40 kW	73 A	61 A
	2	1	100 kW	181 A	151 A	80 kW	145 A	121 A
	3	1	150 kW	272 A	227 A	120 kW	218 A	182 A
	4	1	200 kW	362 A	302 A	160 kW	290 A	242 A
C802	5	2	250 kW	91 A	76 A	200 kW	73 A	61 A
	6	2	300 kW	181 A	151 A	240 kW	145 A	121 A
	7	2	350 kW	272 A	227 A	280 kW	218 A	182 A
	8	2	400 kW	362 A	302 A	320 kW	290 A	242 A

\* Each cabinet has a dedicated supply cable  
 \*\* Add 32 A if Type 2 option is included

Figure 1. Power curve (standard operation)

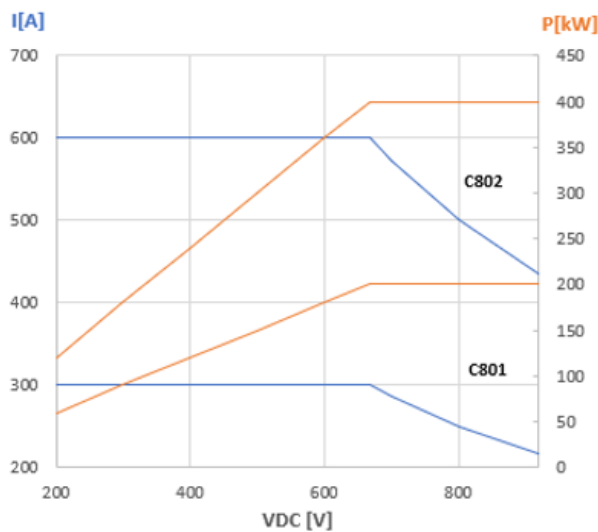
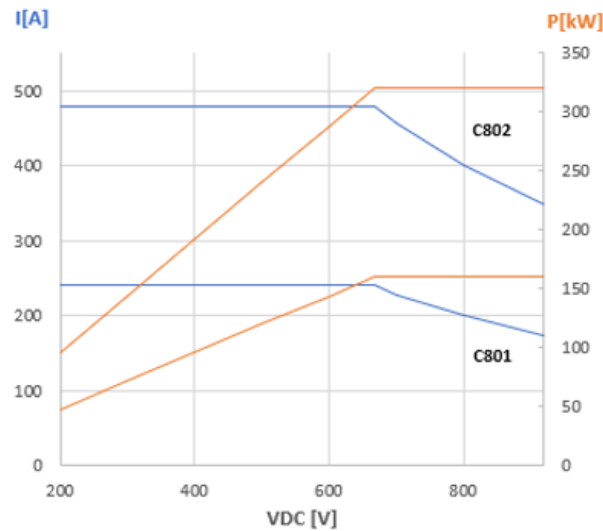


Figure 2. Power curve (continuous operation)



## Product codes

Product code	Vehicle connector	Max. charging current	Max. DC charging power at 800 VDC*
C801•UU•x•C•L	2 x CCS1	2 x 200 A	2 x 160 kW
C801•UU•x•D•L	2 x CCS1	2 x 250 A	2 x 200 kW
C801•UU•x•E•L	2 x CCS1	2 x 300/350 A**	2 x 200 kW
C801•UD•x•CB•L	CCS1 & CHAdeMO	200 A & 125 A	160 kW & 100 kW
C801•UD•x•DB•L	CCS1 & CHAdeMO	250 A & 125 A	200 kW & 100 kW
C801•UD•x•EB•L	CCS1 & CHAdeMO	300/350 A** & 125 A	200 kW & 100 kW

Product code	Vehicle connector	Max. charging current	Max. DC charging power at 800 VDC*
C802•UU•x•C•L	2 x CCS1	2 x 200 A	2 x 160 kW
C802•UU•x•D•L	2 x CCS1	2 x 250 A	2 x 240/280 kW
C802•UU•x•E•L	2 x CCS1	2 x 300/350 A**	2 x 240/280 kW
C802•UD•x•CB•L	CCS1 & CHAdeMO	200 A & 125 A	160 kW & 100 kW
C802•UD•x•DB•L	CCS1 & CHAdeMO	250 A & 125 A	200 kW & 100 kW
C802•UD•x•EB•L	CCS1 & CHAdeMO	300/350 A** & 125 A	240/280 kW & 100 kW

\* Depends on the number of installed power modules

\*\* With 300 A charging cables:

350 A (rated) in +25 °C/+77 °F. Requires at least 2 output terminals and a specific hardware configuration.

**Note:** Depending on the required cable length, replace x in the product code with 5 or 7, e.g. C802•UD•5•CB•L for a 5 m/16.4 ft. cable.

## Compliance to standards

IEC 61851-1, IEC 61851-23, IEC 61851-21-2, IEC 62196-3

UL 2202, UL 2231-1, UL 2231-2

CSA Std. c22.2 No. 281.2, CSA Std. c22.2 No. 107.1

EMC Class A FCC Part 15

## Options

Customized branding

Branding options, such as custom colors and stickers  
Contact Kempower for availability, pricing, and minimum order quantity

## Mechanical dimensions

Size (W x H x D)

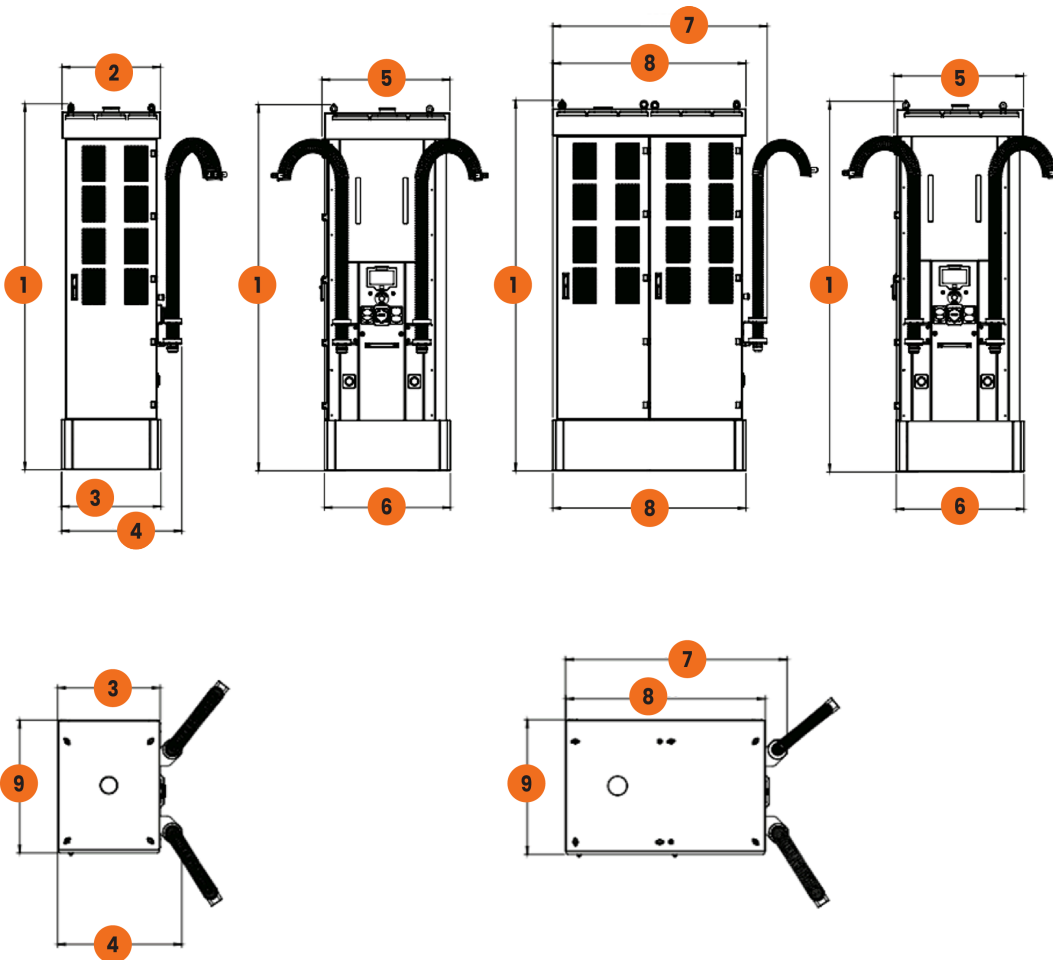
C801: 651 x 2395 x 841 mm/25.6 x 94.3 x 33.1 in.

C802: 1250 x 2395 x 841 mm/49.2 x 94.3 x 33.1 in.

Weight

Maximum 525 kg/1157 lb.

Maximum 925 kg/2039 lb.



- |   |                  |   |                 |   |                 |   |                  |   |                 |
|---|------------------|---|-----------------|---|-----------------|---|------------------|---|-----------------|
| 1 | 2395 mm/94.3 in. | 3 | 651 mm/25.6 in. | 5 | 839 mm/33 in.   | 7 | 1388 mm/54.6 in. | 9 | 841 mm/33.1 in. |
| 2 | 645 mm/25.4 in.  | 4 | 788 mm/31 in.   | 6 | 826 mm/32.5 in. | 8 | 1250 mm/49.2 in. |   |                 |